



Sentinel Enterprise Fund

To watch over and guard

Fund Manager Quarterly Review

November 2008

Headlines – Sentinel Enterprise Fund

- **Investment Company**

Williams de Broë - Assetmaster

- **Fund Manager**

Laurence Boyle

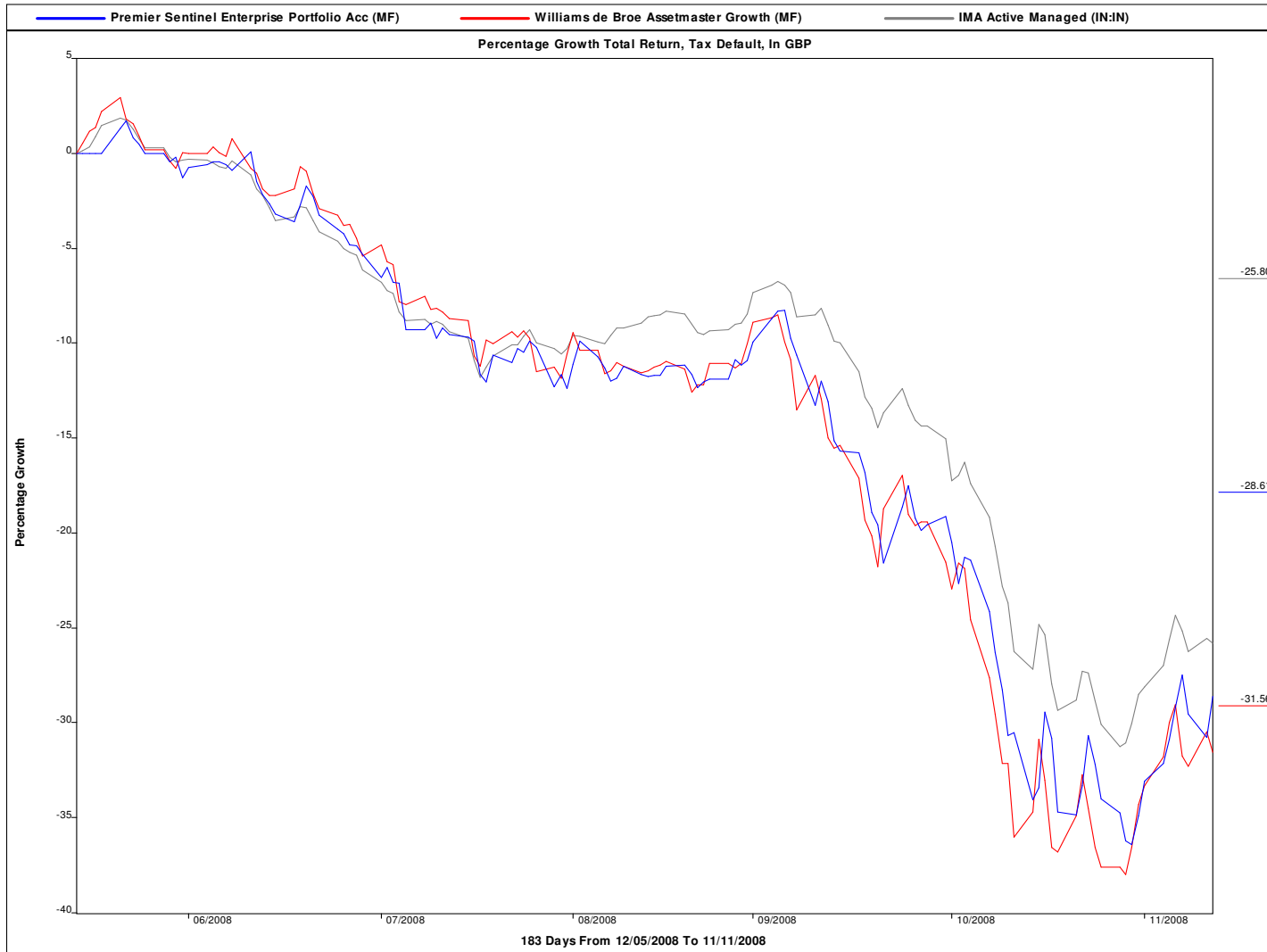
- **Investment Objective**

To provide long term capital growth from a portfolio of investments.

- **Investment Policy**

The investment policy of the Fund is to invest mainly in units of equity and fixed interest based collective investment schemes, the majority of which will be UK investment funds. The Fund may also invest in equities, fixed interest securities, money market instruments, structured products and other derivative instruments, deposits, warrants, cash and near cash. Investments may be made indirectly in immovable property typically through units in collective investment schemes and/or shares in property companies. The Fund may also invest in unregulated collective investment schemes such as hedge funds (where investment in such funds would be consistent with the investment objective and policy of the fund). Derivatives may be used by the Fund for both investment purposes and for the purposes of efficient portfolio management (including hedging).

Performance Since Launch



User may have modified the original chart and axis titles provided by Lipper.



Performance Review

Name	% Growth TR Def GBP 30D 13/10/2008 To 12/11/2008 1 Month		% Growth TR Def GBP 61D 12/09/2008 To 12/11/2008 2 Months		% Growth TR Def GBP 90D 14/08/2008 To 12/11/2008 3 Months		% Growth TR Def GBP 180D 16/05/2008 To 12/11/2008 6 Months		% Growth TR Def GBP 184D 12/05/2008 To 12/11/2008 Launch	
	Value	Qtl	Value	Qtl	Value	Qtl	Value	Qtl	Value	Qtl
IMA Active Managed	0.94		-18.34		-19.67		-27.57		-26.49	
Total Average (124)	1.21		-18.24		-19.62		-27.22		-26.18	
Premier Sentinel Enterprise Portfolio Acc	6.92	1	-16.37	2	-20.14	3	-29.49	3	-29.5	3
Williams de Broe Assetmaster Growth	3.31	2	-20.28	3	-24.1	4	-34.02	4	-32.56	4

Name	% Growth TR Def GBP 365D 13/11/2007 To 12/11/2008 1 Year		% Growth TR Def GBP 730D 13/11/2006 To 12/11/2008 2 Years		% Growth TR Def GBP 1097D 11/11/2005 To 12/11/2008 3 Years		% Growth TR Def GBP 1461D 12/11/2004 To 12/11/2008 4 Years		% Growth TR Def GBP 1731D 16/02/2004 To 12/11/2008 Launch	
	Value	Qtl	Value	Qtl	Value	Qtl	Value	Qtl	Value	Qtl
IMA Active Managed	-27.63		-22.08		-11.09		5.35		11.38	
Total Average (123)	-27.15		-21.2		-9.42		8.52		15.21	
Premier Sentinel Enterprise Portfolio Acc	N/A		N/A		N/A		N/A		N/A	
Williams de Broe Assetmaster Growth	-31.8	4	-25.47	3	-8.4	2	11.8	2	15.6	2

Details of Purchases

Date	Buy/Sell	Price	Value	Security Name	Date	Buy/Sell	Price	Value	Security Name
21.08.08	BUY	£0.4943	£100,000.00	F&C UK Opportunities 2	18.08.08	BUY	£2.9380	£100,000.00	Neptune Russia & Greater Russia B Acc
18.08.08	BUY	£2.2550	£190,000.00	Fidelity China Focus	20.08.08	BUY	£2.8290	£398,000.00	Neptune Russia & Greater Russia B Acc
20.06.08	BUY	£2.4340	£75,000.00	Fidelity China Focus	20.08.08	BUY	£1.9320	£283,000.00	New Star European Growth Inst
20.08.08	BUY	£2.3150	£281,000.00	Fidelity China Focus	20.08.08	BUY	£1.9050	£153,000.00	New Star UK Alpha Inst Acc
18.08.08	BUY	£0.9552	£50,000.00	Investec Africa & Middle East Inst Acc	26.08.08	BUY	£1.9450	£240,000.00	New Star UK Alpha Inst Acc
20.08.08	BUY	£0.9456	£135,000.00	Investec Africa & Middle East Inst Acc	18.08.08	BUY	£1.2462	£170,000.00	Resolution Argonaut European Alpha I Acc
18.08.08	BUY	£0.9552	£90,000.00	JPM Commodity IGAR Conditional Long Short	20.08.08	BUY	£1.2264	£215,000.00	Resolution Argonaut European Alpha I Acc
20.08.08	BUY	£0.9456	£440,000.00	JPM Commodity IGAR Conditional Long Short	21.08.08	BUY	£1.2205	£100,000.00	Resolution Argonaut European Alpha I Acc
18.08.08	BUY	\$25.4100	£100,000.00	Martin Currie GF Global Resources	18.08.08	BUY	£0.9990	£200,000.00	Resolution Hexam Global Emerging Markets
20.08.08	BUY	\$25.6100	£190,000.00	Martin Currie GF Global Resources	20.08.08	BUY	£1.0020	£275,000.00	Resolution Hexam Global Emerging Markets
18.08.08	BUY	£1.0890	£160,000.00	Martin Currie North American Alpha B	26.08.08	BUY	£1.0200	£120,000.00	Resolution Hexam Global Emerging Markets
20.08.08	BUY	£1.0770	£490,000.00	Martin Currie North American Alpha B	19.08.08	BUY	\$0.838	\$360,000.00	Resolution Intl Cartesian UK 130/30 Acc USD
23.10.08	BUY	£0.7729	£350,000.00	Martin Currie North American Alpha B	20.08.08	BUY	\$0.839	\$1,140,000.00	Resolution Intl Cartesian UK 130/30 Acc USD
19.08.08	BUY	£3.2530	£195,000.00	Neptune European Opportunities B Acc	20.08.08	BUY	£0.9672	£150,000.00	Schroder UK Alpha Plus
26.08.08	BUY	£3.2530	£120,000.00	Neptune European Opportunities B Acc	18.08.08	BUY	£0.6601	£150,000.00	SG Japan Core Alpha
18.08.08	BUY	£0.9209	£100,000.00	Neptune Latin America B Acc	19.08.08	BUY	£0.6480	£130,000.00	SG Japan Core Alpha
20.08.08	BUY	£0.9255	£268,000.00	Neptune Latin America B Acc	20.08.08	BUY	£0.6451	£297,000.00	SG Japan Core Alpha
24.06.08	BUY	£1.0350	£150,000.00	Neptune Latin America B Acc	21.08.08	BUY	£0.6446	£100,000.00	SG Japan Core Alpha
26.08.08	BUY	£0.9388	£120,000.00	Neptune Latin America B Acc	24.06.08	BUY	£0.6560	£120,000.00	SG Japan Core Alpha

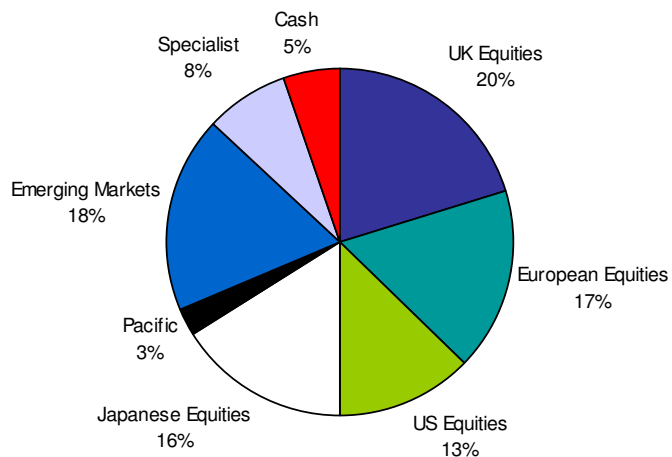
Details of non equity purchases

- Not Applicable

Asset Allocation

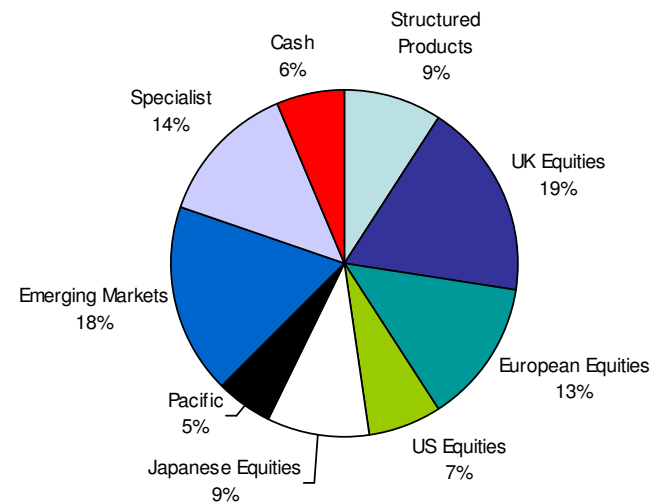
Current position vs. target weighting

Sentinel Enterprise Fund



- Structured Products
- UK Equities
- European Equities
- US Equities
- Japanese Equities
- Pacific
- Emerging Markets
- Specialist
- Cash

Assetmaster Growth



- Structured Products
- UK Equities
- European Equities
- US Equities
- Japanese Equities
- Pacific
- Emerging Markets
- Specialist
- Cash

Outlook - Sentinel Enterprise Fund

2009 is set to be a difficult year for global economies as the full extent of the slowdown becomes clear, however with interest rates around the world set to fall significantly and the full benefit of stimulus packages yet to be passed on, we are cautiously optimistic for the medium term, although it is likely to be a bumpy ride.

Our optimism is based on two pillars. First, the financial institutions that emerge on the other side of the crisis will be massively stronger than those that went into it. Balance sheets will be less leveraged and much better capitalized. Crucially, there will be significantly fewer players meaning that those that survive will have very much stronger market positions; these same markets will be oligopolies and thus significantly less competitive than we have known for several decades.

Second, we are at the start of a period of unprecedented reflation. The western authorities have shown that they will provide whatever capital is necessary to solve the crisis and that interest rates will be cut as far as needed, probably to levels at least as low as those seen in the aftermath of 9/11. But governments now have a large vested interest in reflation: through the TARP, or US bail out package, and the nationalization here of Bradford & Bingley on top of Northern Rock, this means that both governments now have, or soon will have, very large numbers of houses on their balance sheets. More than ever, the governments here and in the US need the price of houses to rise and they will both take whatever action is necessary to ensure this happens.

The valuation of equity markets, especially in the UK, will be very difficult until the terms of the quasi-nationalization of the banks are known. But the headline ratings are as low as we have seen for decades, in terms of yield, p/e and relative to gilts. For example, the yield on the FTSE All Share is higher than that of the 10 year gilt, until now a failsafe indication that we are on the cusp of a strong recovery, whilst both the prospective and historic p/e ratios are close to a mere 8 times. This is not to say that we should expect a quick rebound such as we saw in 2003; instead it means that we now see the shares of a large number of global leading businesses, without highly leverage balance sheets, on the sort of ratings that only occur at times of extreme market distress. This means that we are seeing selling that is based on the need to raise cash, rather than having a basis in valuation or on investment grounds. This may be attributable to the disorderly liquidation of Lehman Brothers or to selling by hedge funds to meet redemptions and/or margin calls, whatever the cause when we see patterns in markets that are caused by forced buying or selling, it will only be a matter of time until the fundamentals reassert themselves.

The dislocations in markets have not been confined to equities. Prices of commodities, including oil, minerals and agriculture have fallen equally far. Our analysis suggests that again this is attributable more to enforced selling than to a re-writing of the fundamental story, but losses have still been very significant. Our sources in China, for example, are telling us that growth there has resumed quickly after the Olympic Games even though this is not yet being reported in the western press. In addition we have also seen the Chinese authorities announce a \$600bn fiscal stimulus package which will not only help stimulate a continuation of growth in China, but will also help many of the other economies particularly amongst emerging economies, who count China as a major trading partner.

The future will bring much greater state interference into the economy and higher levels of regulation, another reason for supposing that our conviction that we are starting a very long term inflationary upswing is right (despite the inevitable fall in reported inflation rates over the coming year). We should also expect that governments will try to spend their way back to prosperity, mainly through infrastructure projects funded by higher debt. For the A-level economists, the theories of Keynes are about to see a surprising resurrection.